



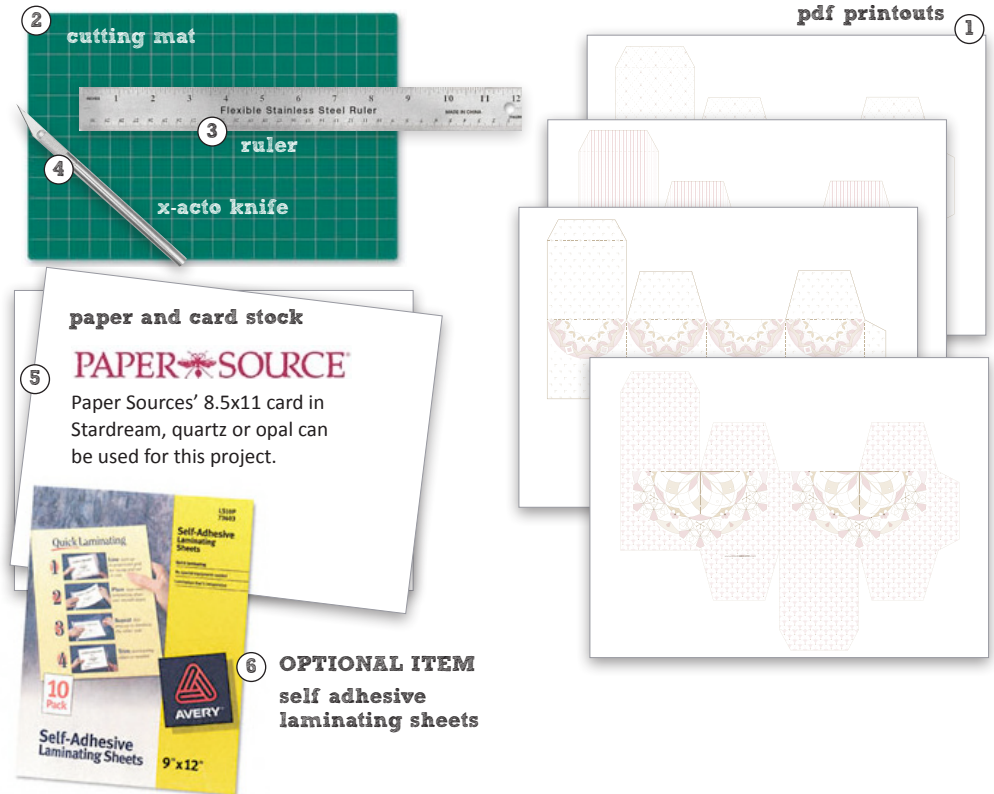
**KELLIEMEDIVITZ**  
(WEB AND GRAPHIC DESIGN)

Copyright © Kellie Medivitz (web and graphic design). For non-commercial, personal use only. Modification of this design does not void the copyright. Distribution physically or digitally (even without profit) is prohibited. Please link back to my DIY post if you would like to share this goodie on your site or blog.

# DIY PROJECT

A NEW TWIST on SOMETHING OLD

## {SNOWFLAKE DOILIES} mini favor boxes



## DIRECTIONS


1. Print page 2 thru 4 of this PDF at 100% onto card stock (8.5x11) of your choice (optional look: print page 2 thru 4 of this PDF at 100% onto text stock and laminate for a glossy shine)
2. Cut along outside edge and score along dotted lines
3. Wrap your favors any guest will sure to enjoy!

## TA-DA! THERE YOU HAVE IT!


Your very own "Snowflake Doilies" themed favor boxes! Perfect for any occasion :)



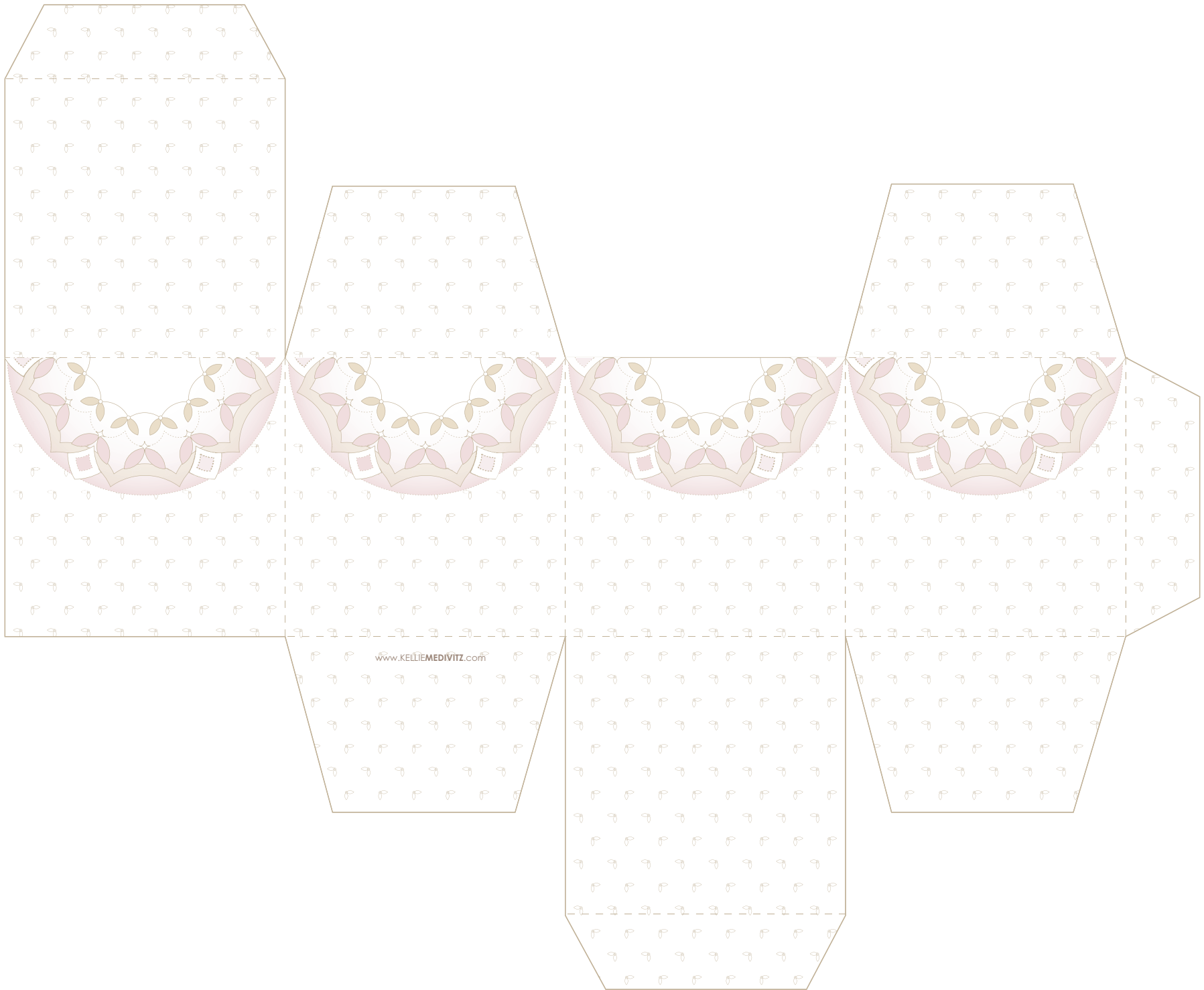
[www.KELLIEMEDIVITZ.com](http://www.KELLIEMEDIVITZ.com)



www.KELLIEMEDIVITZ.com



[www.KELLIEMEDIVITZ.com](http://www.KELLIEMEDIVITZ.com)



www.KELLIEMEDIVITZ.com



**KELLIEMEDIVITZ**  
{WEB AND GRAPHIC DESIGN}

Copyright © Kellie Medivitz (web and graphic design). For non-commercial, personal use only. Modification of this design does not void the copyright. Distribution physically or digitally (even without profit) is prohibited. Please link back to my DIY post if you would like to share this goodie on your site or blog.